


UVA Health is now using virtual visitation to connect patients with their families. We would like to invite you using Skype 

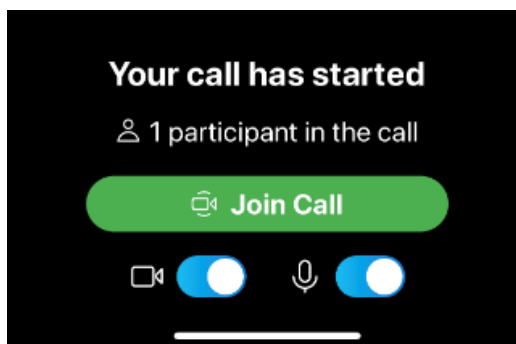
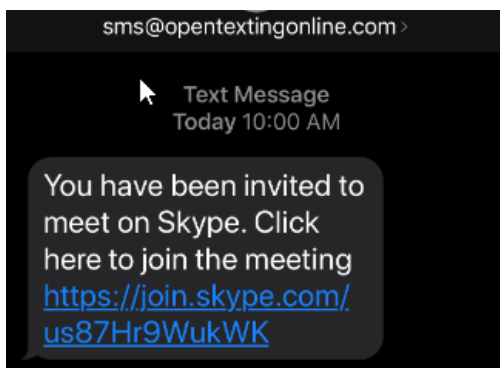
What technology will I need at home?

1. Make sure that you have:
 - a. A smartphone or tablet with a camera OR
 - b. A computer with a webcam, microphone, and speakers
 - c. Good internet connection

From your SmartPhone:


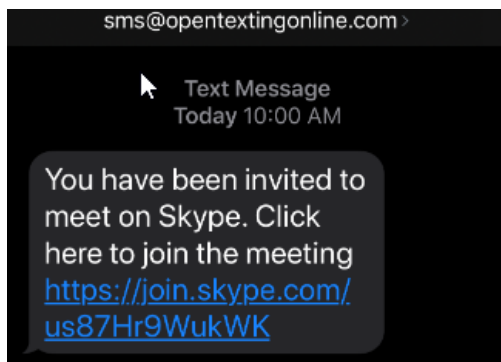
If you already have Skype installed

1. You will receive a text message with a link to the Skype meeting. Click on the link.
2. Click Join Call



If you do not have Skype installed

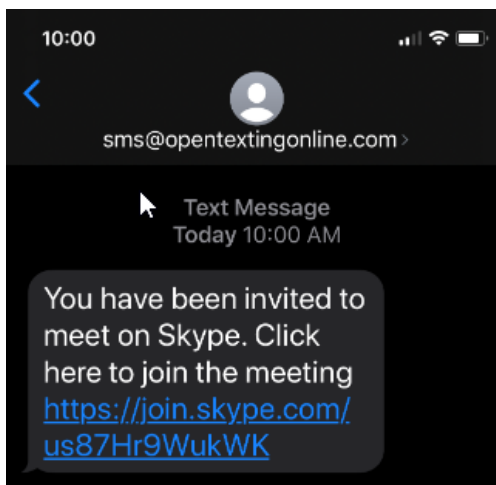
1. You will receive a text message with a link to the Skype meeting. Click on the link.
2. Click Download Skype



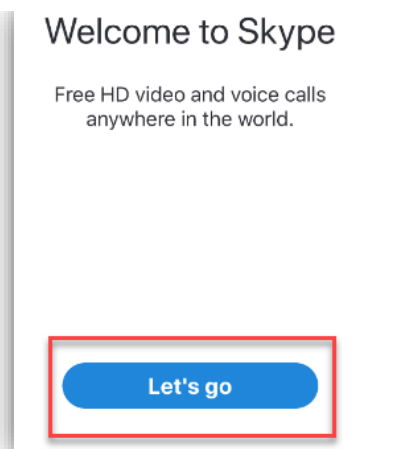
3. Install the Skype App for either Apple or Android device.
Important: After installed, do not open the app



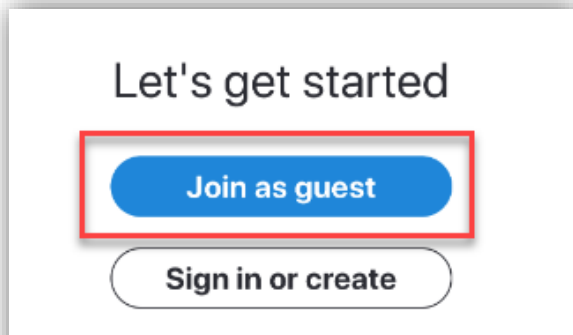
4. Go back to your text message and Click on the link again.



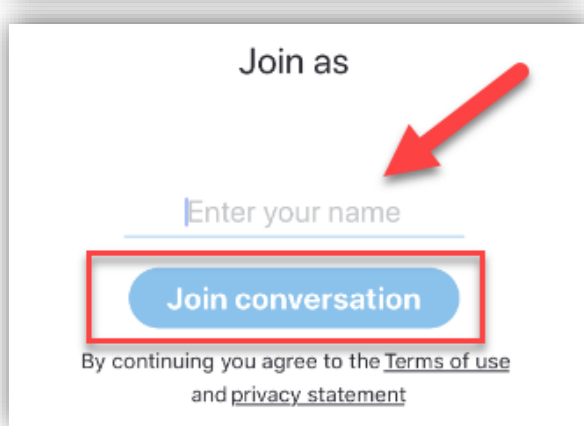
5. Tap **Let's go**



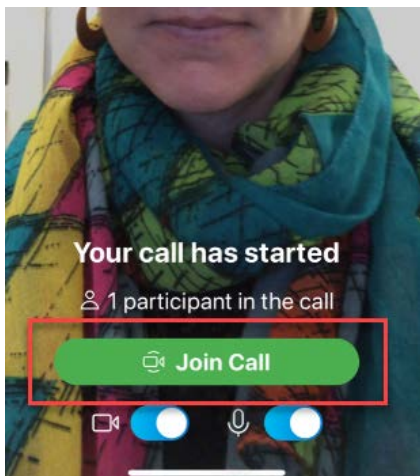
6. Tap Join as guest.



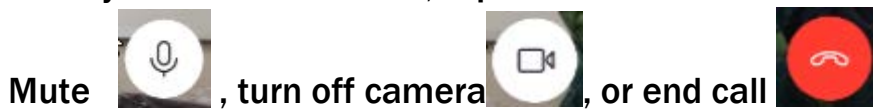
7. Enter your name and click Join Conversation.



8. You should now see your image. Click Join Call

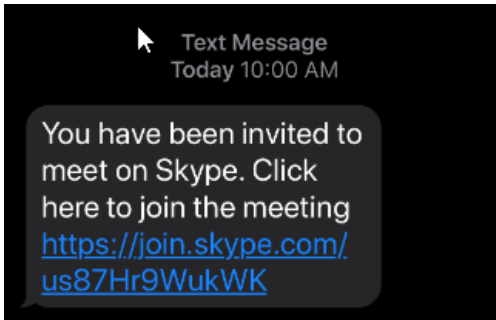


9. Once your call has started, tap the buttons at the bottom of the screen to

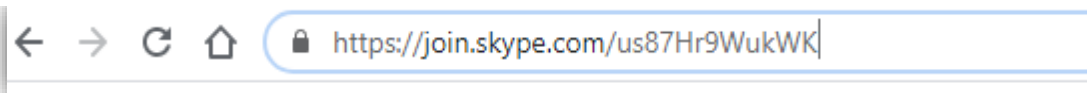


From your Tablet or Computer

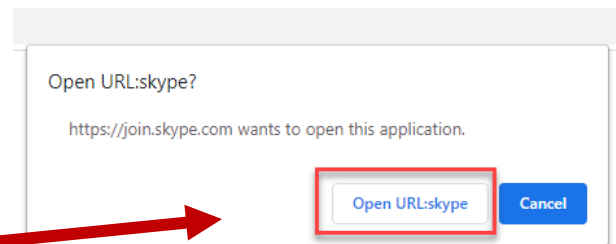
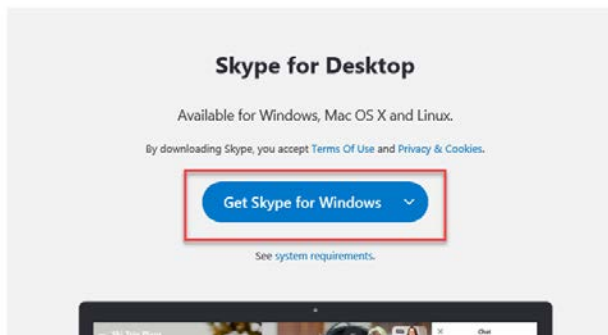
1. You will receive a text message with a link to the Skype meeting.
Or if you cannot get a text messages, we will tell you the URL address.



2. Enter the URL address in your tablet or computer web browser exactly how it appears.



3. Click **Get Skype for Windows** (or Mac OS X as it may appear for your device)

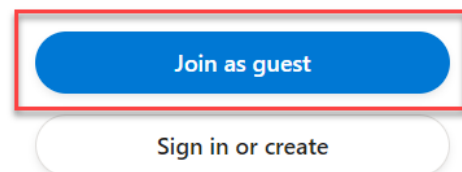


4. Allow your device to open this application.

5. Click **Join as guest**



You've been invited to join a
Skype Conversation



Use your Microsoft account. [What's this?](#)



Join as guest

Your guest account will expire in 24 hours.

6. Enter your name

7. Click Join

Enter your name

By continuing you agree to the [Terms of use](#) and [Privacy statement](#).

Join

Back

8. Click Start Call

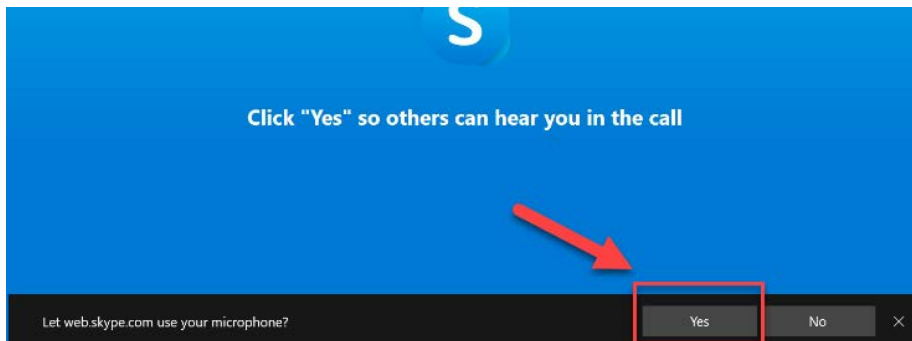
Meet Now
2 participants | Gallery | Find

Start call

Signed in as guest (log)

Leave group

9. Click Yes. Allow Skype to use your microphone and camera, so others can see and hear you.



10. You are now on the call. Tap the buttons at the bottom of the screen to

Mute , turn off camera , or end call 